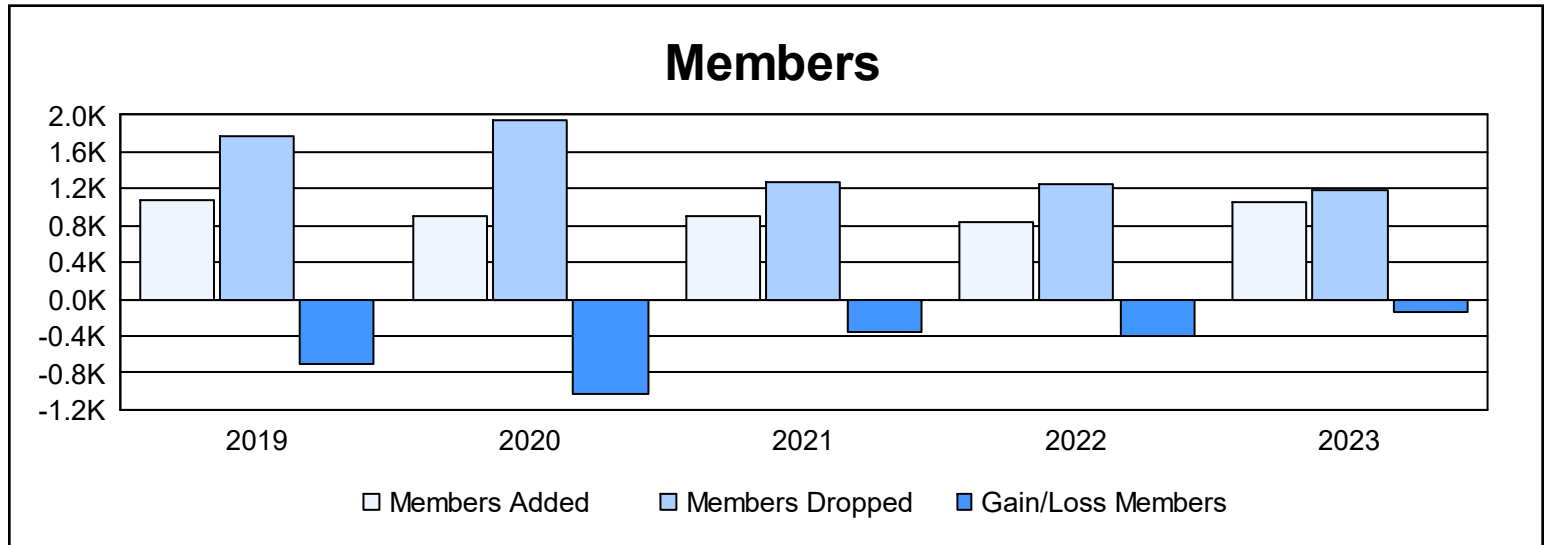
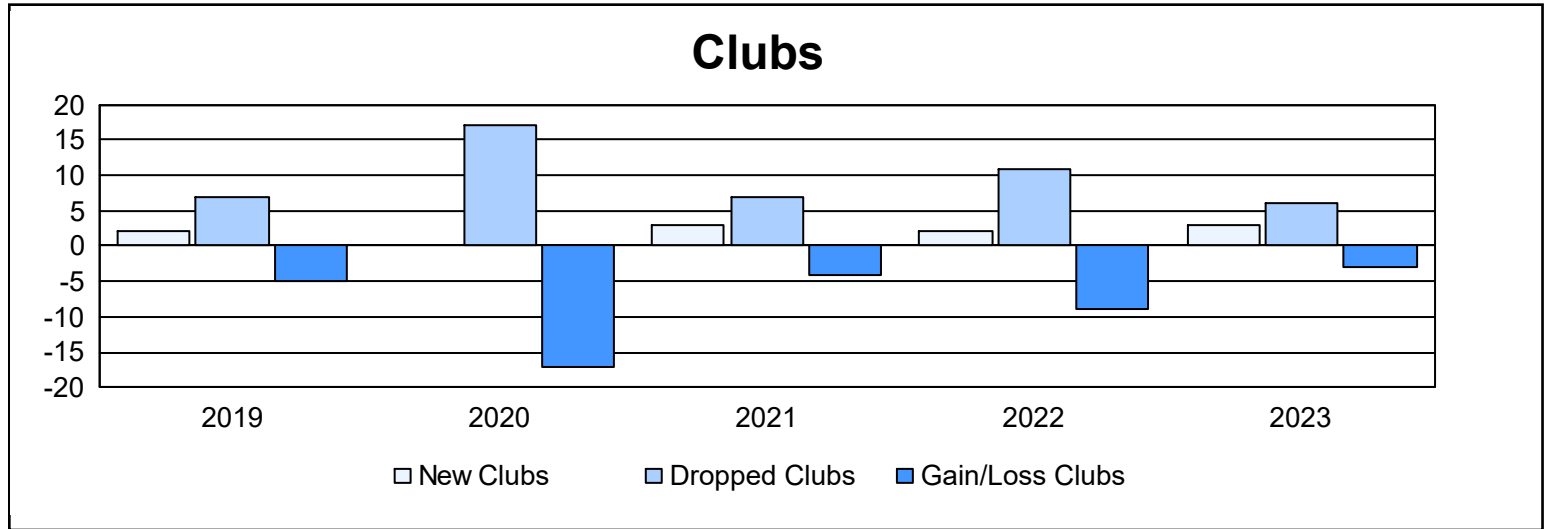
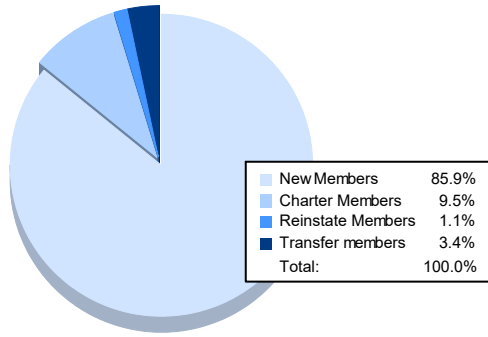


| Year | New Clubs | Dropped Clubs | Gain/ Loss Clubs | New Members | Charter Members | Reinstate Members | Transfer Members | Total Member Added | Total Members Dropped | Gain/ Loss Members |
|----------------|-----------|---------------|------------------|-------------|-----------------|-------------------|------------------|--------------------|-----------------------|--------------------|
| 2018-2019 | 2 | 7 | -5 | 980 | 50 | 18 | 19 | 1,067 | 1,765 | -698 |
| 2019-2020 | 0 | 17 | -17 | 824 | 8 | 28 | 48 | 908 | 1,937 | -1,029 |
| 2020-2021 | 3 | 7 | -4 | 795 | 78 | 15 | 21 | 909 | 1,267 | -358 |
| 2021-2022 | 2 | 11 | -9 | 750 | 65 | 12 | 21 | 848 | 1,253 | -405 |
| 2022-2023 | 3 | 6 | -3 | 898 | 99 | 12 | 36 | 1,045 | 1,193 | -148 |
| Average | 2 | 10 | -8 | 849 | 60 | 17 | 29 | 955 | 1,483 | -528 |



Membership Composition June 2023 Cumulative



Gender Composition June 2023 Cumulative

